



# Kinetic investigation of CO<sub>2</sub> reforming of CH<sub>4</sub> over La–Ni based perovskite

G.R. Moradi\*, M. Rahmanzadeh, S. Sharifnia

Catalyst Research Center, Department of Chemical Engineering, Faculty of Engineering, Razi University, Kermanshah, Iran

## ARTICLE INFO

### Article history:

Received 4 March 2010

Received in revised form 25 May 2010

Accepted 7 June 2010

### Keywords:

CO<sub>2</sub> reforming

Mechanism

Lungmuier–Hinshelwood

Perovskite

## ABSTRACT

The kinetic behavior of the LaNiO<sub>3</sub> catalyst in the reforming reaction of methane with carbon dioxide was investigated as a function of temperature and partial pressures of CH<sub>4</sub> and CO<sub>2</sub>. There are two kinds of active sites on the catalyst surface. In the first Ni reacts with CH<sub>4</sub> and in the second kind La<sub>2</sub>O<sub>3</sub> reacts with CO<sub>2</sub>. XRD pattern of the spent catalyst has shown that the phase La<sub>2</sub>O<sub>2</sub>CO<sub>3</sub> has formed which confirmed displayed mechanism. A reaction rate based on the mechanistic results was developed which predicts the experimental reaction rate with a good accuracy. Moreover, the kinetic behavior of LaNiO<sub>3</sub> was compared with the Ni/La<sub>2</sub>O<sub>3</sub>, Rh/La<sub>2</sub>O<sub>3</sub> catalysts in the reforming reaction of methane with carbon dioxide at different temperatures and partial pressures of CH<sub>4</sub> and CO<sub>2</sub>. These three catalysts have shown the same mechanism and the coefficients of rate equation for each one has been estimated by genetic algorithm. The results showed that Rh/La<sub>2</sub>O<sub>3</sub> and LaNiO<sub>3</sub> possess more activity than Ni/La<sub>2</sub>O<sub>3</sub> at higher range of reaction temperature.

© 2010 Elsevier B.V. All rights reserved.

## 1. Introduction

The reforming reaction of methane with carbon dioxide to synthesize gas has received significant attention in the last few years as it constitutes a promising alternative route for the production of synthesis gas [1]. This reaction offers a potential method of reducing the concentrations of CO<sub>2</sub> emitted to the atmosphere [2] also that produce syngas (i.e. CO + H<sub>2</sub>) with H<sub>2</sub>/CO ≤ 1 ratio, favorable for Fischer Tropsch reactions to produce liquid fuels [3,4].

CO<sub>2</sub> reforming of CH<sub>4</sub> has been carried out on metallic catalysts of group VIII supported by a great variety of oxides. Reported order of activity is as follows: Rh, Ru > Ir > Ni, Pt, Pd > Co > Fe, Cu; however, the catalysts are deactivated by deposition of coke on the surface, although novel metals are less prone to deactivation by this cause, they deactivate with time [5]. An alternative is the use of nickel catalysts, a well-known catalyst for steam reforming [6].

Ni catalysts are of special interest since they present a high initial activity for this reaction, interesting redox properties and relatively low cost. However, it is difficult to prevent sintering of nickel and deposition of carbon at high temperatures [7]. Verykios showed that Ni/La<sub>2</sub>O<sub>3</sub> catalyst is more stable than Ni/γ-Al<sub>2</sub>O<sub>3</sub> and Ni/CaO. In Ni/La<sub>2</sub>O<sub>3</sub> catalyst, La<sub>2</sub>O<sub>3</sub> phase interacts with CO<sub>2</sub> that this leads to formation La<sub>2</sub>O<sub>2</sub>CO<sub>3</sub> phase [8]. The rate over the Ni/La<sub>2</sub>O<sub>3</sub> catalyst increases during the initial 2–5 h of reaction is well correlated with increasing concentration of the La<sub>2</sub>O<sub>2</sub>CO<sub>3</sub> species and format-type species. It seems that the presence of a high concentration of

oxidized carbon, presumably La<sub>2</sub>O<sub>2</sub>CO<sub>3</sub> and format-type species on the support in the Ni/La<sub>2</sub>O<sub>3</sub> catalyst, plays an important role in enhancing reaction rate [9].

The kinetics of the reaction of CO<sub>2</sub> reforming of methane over the Ni/La<sub>2</sub>O<sub>3</sub> catalyst was investigated in the temperature range 650–750 °C. The mechanistic scheme assumes adsorption of CH<sub>4</sub> on Ni, followed by cracking and carbon deposition, as a slow step [10]. CO<sub>2</sub> reacts with La<sub>2</sub>O<sub>3</sub> to form La<sub>2</sub>O<sub>2</sub>CO<sub>3</sub> (fast step) [11] and the oxycarbonates react with carbon at the interface of the Ni–La<sub>2</sub>O<sub>2</sub>CO<sub>3</sub> particles (slow step) to produce CO. The inverse water–gas shift reaction occurs simultaneously [9].

To model, simulate, and optimize the reactor, a reliable kinetic equation is needed that is not available in the literature. A few papers have been published in which Rh/La<sub>2</sub>O<sub>3</sub>, Ni/La<sub>2</sub>O<sub>3</sub> and LaNiO<sub>3</sub> catalysts have been used for the dry reforming of methane.

The Ni perovskite type oxides (LaNiO<sub>3</sub>) have received significant attention in the last few years. Because of high dispersion of nickel this catalyst produces very small particles of Ni, in the order of the nanometers. Moreover it has shown good resistance to carbon formation [12]. So, there is an increase in activity and stability [13]. After calcinations at 700 °C the only phase that is detected by XRD is LaNiO<sub>3</sub> as perovskite structure with a rhombohedral symmetry. After the reduction treatment under hydrogen at 700 °C, whatever the starting material (LaNiO<sub>3</sub>) the perovskite structure is completely destroyed and the only phases detected by XRD are Ni<sup>0</sup> and La<sub>2</sub>O<sub>3</sub>. After 1 h time on stream in CO<sub>2</sub>/CH<sub>4</sub> reforming only phases Ni<sup>0</sup> and La<sub>2</sub>O<sub>3</sub> are observed. This showed that the LaNiO<sub>3</sub> catalyst after 1 h of reaction destroyed and Ni<sup>0</sup> and La<sub>2</sub>O<sub>3</sub> are formed. After 15 h of CO<sub>2</sub>/CH<sub>4</sub> reforming the presence of lanthanum oxo-carbonate La<sub>2</sub>O<sub>2</sub>CO<sub>3</sub> was observed with starting LaNiO<sub>3</sub> cata-

\* Corresponding author. Tel.: +98 8314283262; fax: +98 8314274542.  
E-mail address: [gmoradi@razi.ac.ir](mailto:gmoradi@razi.ac.ir) (G.R. Moradi).

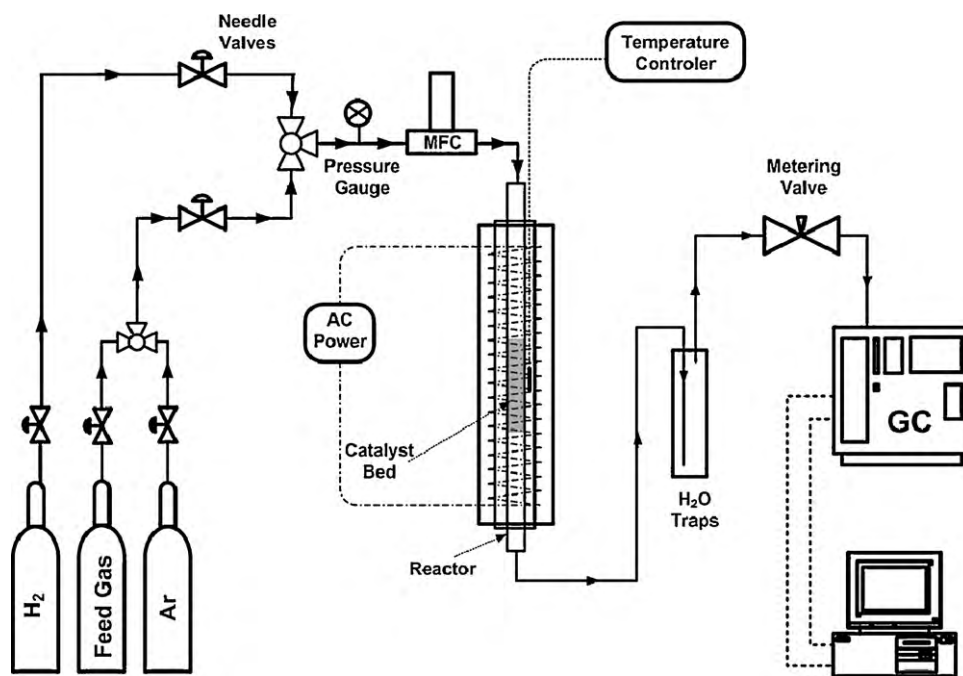


Fig. 1. Schematic view of experimental set up for methane reforming.

lyst [14]. On the basis of the above observations, in the presented mechanism by Verykios for Ni/La<sub>2</sub>O<sub>3</sub> catalyst in dry reforming of methane the formation of Ni<sup>0</sup> and La<sub>2</sub>O<sub>3</sub> and La<sub>2</sub>O<sub>2</sub>CO<sub>3</sub> phases has been presented.

In this work, Ni perovskite type oxide with the general formula LaNiO<sub>3</sub> was synthesized by the sol–gel method and has been used in the reaction of dry reforming of methane at different conditions with varying reactant partial pressures at reaction temperatures ranging from 923 to 1023 K. Then obtained data have been used to evaluate the presented mechanism by Verykios and the required parameters of the rate equation were calculated. Moreover, it was shown that three catalysts including LaNiO<sub>3</sub>, Ni/La<sub>2</sub>O<sub>3</sub> and Rh/La<sub>2</sub>O<sub>3</sub> have the same mechanism in dry reforming and kinetic performances were compared.

However LaNiO<sub>3</sub> as perovskite form has different characteristics from Ni/La<sub>2</sub>O<sub>3</sub> catalyst but XRD results showed the same species NiO, La<sub>2</sub>O<sub>3</sub> and La<sub>2</sub>O<sub>2</sub>CO<sub>3</sub> have been formed at the reaction conditions. Hence the same mechanism has been assumed [9]. Despite of the same form of the reaction rate, reaction rate constants and absorption constants are different.

## 2. Experimental

### 2.1. Catalyst preparation

LaNiO<sub>3</sub> catalyst was prepared by sol–gel method. In brief, the appropriate amounts of Ni(NO<sub>3</sub>)<sub>2</sub>·6H<sub>2</sub>O (Merck, purity 97%) and La(NO<sub>3</sub>)<sub>3</sub>·6H<sub>2</sub>O (purity 99%, Merck) dissolved in propionic acid separately and warmed and maintained under reflux condition till about 1 h. Then Ni salt solution was added to La solution under vigorous stirring. The obtained solution was maintained under reflux condition and vigorous stirring for about 4 h till a green gel was formed. The produced gel was dried over night and calcined at 750 °C (ramp 3 °C/min) for 4 h. The obtained catalyst was crushed and used as powder form [15].

### 2.2. Kinetic measurements

Schematic view of experimental set up has shown in Fig. 1. Kinetic was studied under differential conditions in a conventional

flow system consisting of a flow measuring and control system, a mixing chamber, and a fixed-bed quartz reactor (I.D. = 5 mm, H = 60 cm), which was placed in an electric oven. The length of catalyst bed is 2 cm until it avoid gradient temperature in axial length. The reaction carried out under atmospheric pressure at 650, 700 and 750 °C. The feed and product streams were analyzed with a gas chromatograph equipped with a thermal conductivity detector and two pack columns MS and Propack Q for detecting CO, CO<sub>2</sub>, CH<sub>4</sub>. The mass of catalyst used was 10 mg that diluted with 90 mg silicon carbide (sic, 200–450 mesh) as inert solid. Conversions were usually controlled to be significantly lower than those defined by thermodynamic equilibrium by adjusting the total flow rate (180 ml/min). Rate limitation by external and/or internal mass transfer under differential conditions proved to be negligible by applying suitable experimental criteria.

## 3. Results and discussion

### 3.1. Characterization

The specific surface of the prepared LaNiO<sub>3</sub> sample is 8 m<sup>2</sup>/g which is determined by BET test (Micrometrics flowsorb II 2300 Apparatus). XRD test using X-ray diffractometer with CuKα = 1.5406 Å operated at 40 kV and 300 mA for fresh LaNiO<sub>3</sub> catalyst showed perovskite structure with a rhombohedral symmetry and XRD of the spent catalyst showed Ni<sup>0</sup>, La<sub>2</sub>O<sub>3</sub> and La<sub>2</sub>O<sub>2</sub>CO<sub>3</sub>. The results are similar to the other researchers [14].

### 3.2. Mass and heat transport effects

Reliable kinetic data can only be obtained in the absence of mass and heat transport resistances. The effects of interface and intraparticle heat and mass transport resistances on kinetic parameters were determined employing theoretical and experimental procedures. The effect of feed flow rate and catalyst particle size of the LaNiO<sub>3</sub> catalyst on reaction rate was determined experimentally with a feed mixture composed of CH<sub>4</sub>/CO<sub>2</sub>/He (30/30/40 vol.%) at 750 °C.

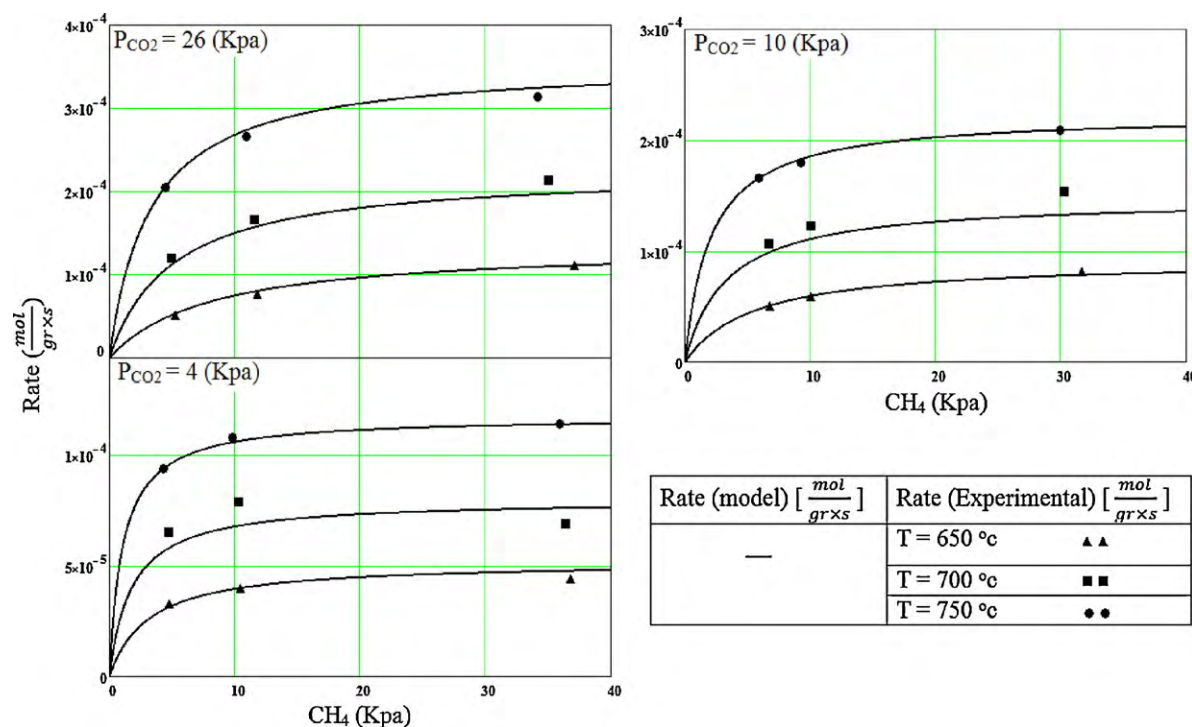


Fig. 2. Rate of methane consumption vs. methane partial pressure at different temperatures and partial pressures of CO<sub>2</sub>.

### 3.3. Kinetic measurements

The influence of the partial pressure of reactants on the rate of methane consumption is depicted in Fig. 2. This figure has been drawn in three parts to inhibit from overlapping the plots. These studies were performed at atmospheric pressure in the temperature range of 923–1023 K under differential conditions. The measurements were made maintaining the partial pressure of one reactant constant (4, 10 or 26 kPa) and varying the other reactant pressure in the range of 5–40 kPa. The plots in Fig. 2 have similar shapes, although in terms of the rates obtained at low pressure of either reactant,  $P_{CH_4}$  has a stronger influence than  $P_{CO_2}$  on methane reaction rate ( $r_{CH_4}$ ). This is symptomatic of a lower reaction order for CO<sub>2</sub> than for CH<sub>4</sub>.

### 3.4. Proposed mechanism

There are some studies on the kinetic of the methane reforming reaction with CO<sub>2</sub>, over the Rh/La<sub>2</sub>O<sub>3</sub> and Ni/La<sub>2</sub>O<sub>3</sub> catalysts employing a number of different techniques. So, firstly we tried to use the obtained results based on the observations of previous authors [10,16]. The obtained results are as follows:

Proposed mechanism leads to a reaction rate equation which showed higher rate by increasing methane partial pressure until to some partial pressure of methane around 15 kPa, and then remains nearly constant at higher pressure (Fig. 2). This observation could be concluded that the methane adsorption over active site is at equilibrium.

- After 1 h of time on stream in dry reforming reaction, the starting material nickel perovskite structure (LaNiO<sub>3</sub>) was completely destroyed and the only phases detected being Ni<sup>0</sup> and La<sub>2</sub>O<sub>3</sub> [14].
- A certain fraction of the Ni content of the catalyst is visible by XRD, following the reforming reaction even under integral conditions. This implies that portion of Ni is free of carbon deposits under reaction conditions [17].

- A strong interaction exists between CO<sub>2</sub> and the La<sub>2</sub>O<sub>3</sub> support leading to the formation of stable La<sub>2</sub>O<sub>2</sub>CO<sub>3</sub> species, which are detected by FTIR and XRD [18].
- The dry reforming of methane rate at fixed methane concentration shows that the reaction rate increases with the CO<sub>2</sub> concentration up to a CO<sub>2</sub> inlet concentration of about 15 kPa and then reaches asymptotically a plateau (see Fig. 6). Moreover Shirsat et al. showed that the CO<sub>2</sub> adsorption over the La<sub>2</sub>O<sub>3</sub> is at equilibrium [19].

The mechanistic picture is that methane reversibly adsorbs on the metallic clusters (Eq. (1)) while the cracking of the adsorbed species proceeds, slowly liberating H<sub>2</sub> and generating carbon that remains on the metallic surface. The CO<sub>2</sub> rapidly reacts with La<sub>2</sub>O<sub>3</sub> to generate oxycarbonate, which in turn reacts slowly with carbon (Eq. (4)) to generate the other main product, CO. This slow reaction occurs most likely at the metal/support interface. Note that the RWGS occurs simultaneously all of the time and is always

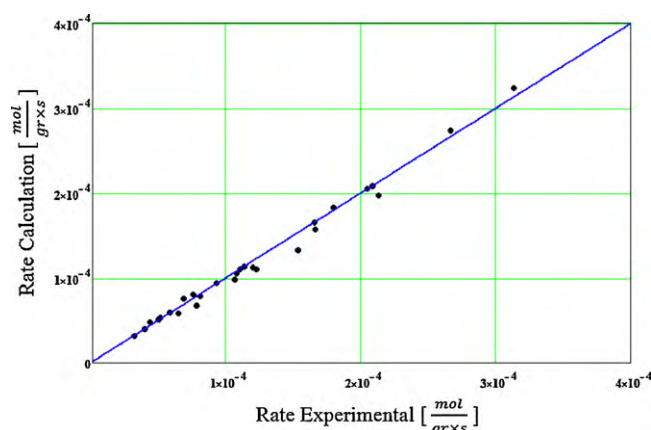
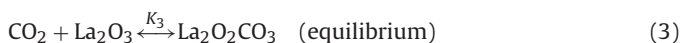
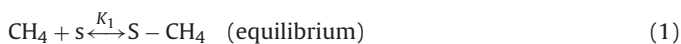


Fig. 3. Parity plots of calculated rate vs. experimental rate.

**Table 1**  
Obtained rate coefficients as a function of temperature.

Catalyst	$K_1 \left( \frac{1}{\text{kPa}} \right)$	$k_2 \left( \frac{\text{mol}}{\text{g cats}} \right)$	$K_3 k_4 \left( \text{kPa}^{-1} \frac{\text{mol}}{\text{g cats s}} \right)$
Rh/La <sub>2</sub> O <sub>3</sub>	$14 \exp \left( \frac{-3030}{T} \right)$	$2.44 \exp \left( \frac{-8549}{T} \right)$	$0.12 \exp \left( \frac{-4990}{T} \right)$
Ni/La <sub>2</sub> O <sub>3</sub>	$0.0012 \exp \left( \frac{4726}{T} \right)$	$0.24 \exp \left( \frac{-6593}{T} \right)$	$3.23E - 06 \exp \left( \frac{-3525}{T} \right)$
LaNiO <sub>3</sub>	$297.55 \exp \left( \frac{-7502.5}{T} \right)$	$12.27 \exp \left( \frac{-10219.2}{T} \right)$	$0.034 \exp \left( \frac{-6968.2}{T} \right)$

equilibrated.



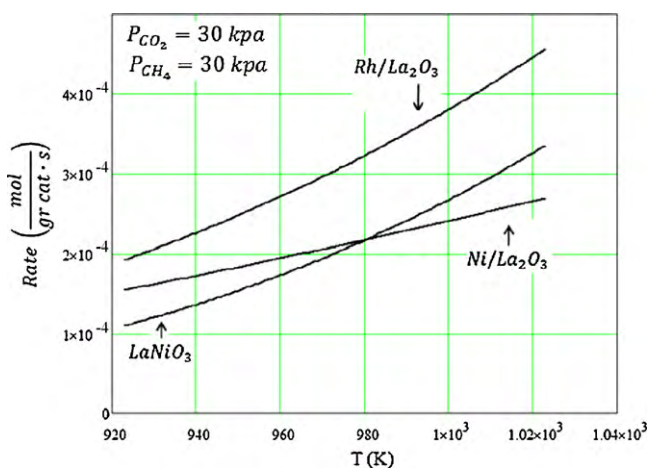
In the other hand, step (2) could be substituted for a series of elementary H-abstraction steps that can be written as:



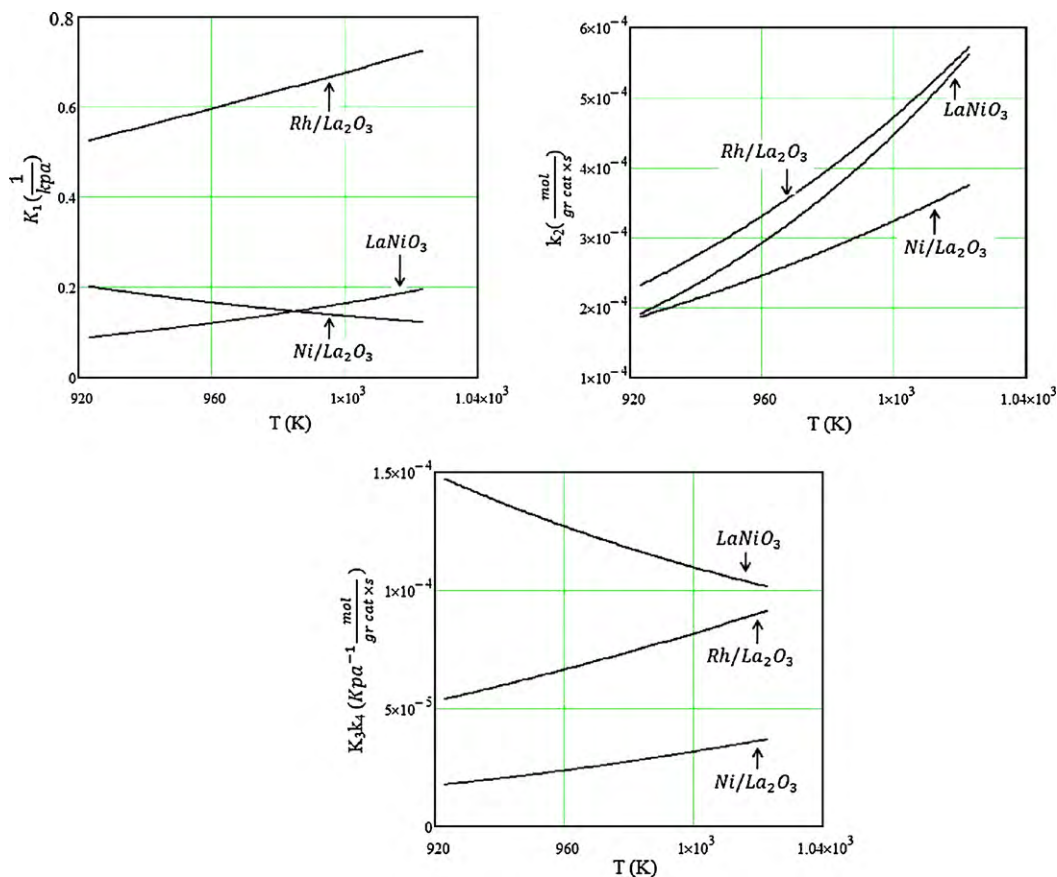
The rate equation that has been fitted with our data derived assuming that Eqs. (2) and (4) represent the rate-determining steps and that the surface coverage of H<sub>2</sub> and CO adsorbed are negligible.

$$r_{\text{CH}_4} = \frac{K_1 k_2 K_3 k_4 [\text{CH}_4][\text{CO}_2]}{K_1 K_3 k_4 [\text{CH}_4][\text{CO}_2] + K_1 k_2 [\text{CH}_4] + K_3 k_4 [\text{CO}_2]} \quad (5)$$

Note that in the mentioned above mechanism, La<sub>2</sub>O<sub>3</sub>, Ni<sup>0</sup>, La<sub>2</sub>O<sub>2</sub>CO<sub>3</sub> phases have been appeared. In the LaNiO<sub>3</sub> catalyst after reaction also these phases have been seemed [14]. Based on these



**Fig. 4.** Rate of methane consumption for Ni/La<sub>2</sub>O<sub>3</sub>, Rh/La<sub>2</sub>O<sub>3</sub> and LaNiO<sub>3</sub> catalysts in dry reforming of methane.



**Fig. 5.** Comparison of the kinetic coefficients of the Ni/La<sub>2</sub>O<sub>3</sub>, Rh/La<sub>2</sub>O<sub>3</sub> and LaNiO<sub>3</sub> catalysts in dry reforming of methane for different temperatures.

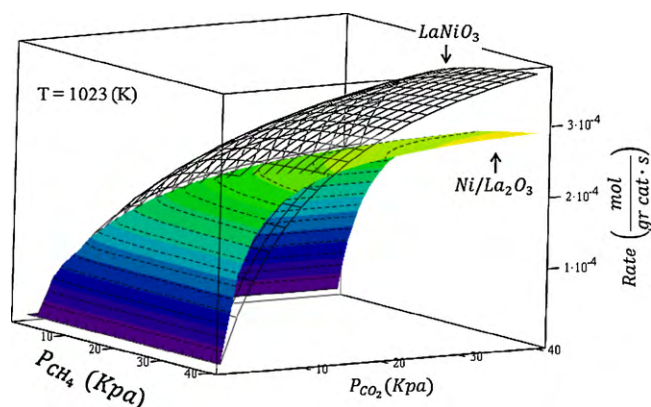


Fig. 6. Rate of reaction vs. partial pressure of reaction species  $\text{CO}_2$  and  $\text{CH}_4$ .

phases, it has been assumed that the presented mechanism for  $\text{LaNiO}_3$  catalyst is accessible.

Using Eq. (5), our data were fitted properly, as shown in Fig. 3 ( $R^2 = 0.98$ ). Rate equation coefficients ( $K_1$ ,  $k_2$  and  $k_3/k_4$ ) has obtained for  $\text{LaNiO}_3$  by genetic algorithm and for  $\text{Ni/La}_2\text{O}_3$  catalyst was given by Verykios [10] and for  $\text{Rh/La}_2\text{O}_3$  was given by Cornaglia [16]. The result showed in Table 1. Where  $K_1$  is the equilibrium constant of methane adsorption and  $k_2$  is the rate constant of the decomposition (cracking) of methane on the Ni surface.  $K_3$  is the equilibrium constant of reaction (3), and  $k_4$  represents the kinetic constant of reaction (4). These two constants  $K_3$  and  $k_4$  could not be determined individually from experimental data. But a value for  $K_3$  has reported by Shirsat et al. as follow [19]:

$$K_3 = 5.817 \times 10^{-9} \exp\left(\frac{17502.2}{T}\right) \left(\frac{1}{\text{kPa}}\right) \quad (6)$$

As illustrated in Fig. 4,  $\text{Rh/La}_2\text{O}_3$  catalyst activity is more than  $\text{Ni/La}_2\text{O}_3$  and  $\text{LaNiO}_3$  catalysts at dry reforming reaction. Higher activity could be attributed to higher values of  $K_1$  and  $k_2$  coefficients at the operating temperature range. So,  $\text{Rh/La}_2\text{O}_3$  catalyst adsorbs higher amount of methane (higher  $K_1$ ) and posses higher decomposition reaction rate constant for methane ( $k_2$ ) on the active sites which resulted higher activity. Coefficients of the rate equation for three catalysts ( $\text{Rh/La}_2\text{O}_3$ ,  $\text{Ni/La}_2\text{O}_3$  and  $\text{LaNiO}_3$ ) have been drawn in Fig. 5 for comparison.

Also,  $\text{CH}_4$  consumption rate was plotted in Fig. 6 as a function of  $\text{CO}_2$  and  $\text{CH}_4$  partial pressures at constant temperature (1023 K). As shown at the low pressure of  $\text{CO}_2$  and  $\text{CH}_4$ , the activity of  $\text{LaNiO}_3$  catalyst is lower than  $\text{Ni/La}_2\text{O}_3$  catalyst. But at the high range of pressure the activity of  $\text{LaNiO}_3$  catalyst is higher than  $\text{Ni/La}_2\text{O}_3$  catalyst.

#### 4. Conclusion

Investigation the mechanism and rate equation of  $\text{CO}_2$  reforming of methane on  $\text{LaNiO}_3$  catalyst showed that perovskite structure

destroyed and  $\text{La}_2\text{O}_3$  and  $\text{Ni}^0$  formed at the conditions of reaction ( $T \geq 700^\circ\text{C}$ ) then  $\text{CO}_2$  with  $\text{La}_2\text{O}_3$  produce  $\text{La}_2\text{O}_2\text{CO}_3$  phase which in turn reacts with the carbon that was adsorbed on  $\text{Ni}^0$  site and produce CO. Hydrogen is produced from decomposition of adsorbed methane directly. This behavior is similar to the  $\text{Ni/La}_2\text{O}_3$  catalyst in dry reforming with some difference in temperature dependency terms including adsorption equilibrium constants ( $K_1$ ,  $K_3$ ) and reaction rate constants ( $k_2$ ,  $k_4$ ).

$\text{LaNiO}_3$ ,  $\text{Ni/La}_2\text{O}_3$ ,  $\text{Rh/La}_2\text{O}_3$  kinetic performances were investigated. All catalysts showed same mechanism, so a single kinetic relation could be used however for each catalyst corresponding kinetic data should be used for coefficients estimation. With comparing coefficients of the rate equation for each catalyst, effect of any stages of mechanism on the rate can be identified. For example the activity of  $\text{Rh/La}_2\text{O}_3$  is more than  $\text{Ni/La}_2\text{O}_3$  and  $\text{LaNiO}_3$  which could be attributed to higher values of  $\text{CH}_4$  adsorption and methane decomposition rate in the mechanism (Eqs. (1) and (2)). Also, it was concluded that the activity of  $\text{Ni/La}_2\text{O}_3$  and  $\text{LaNiO}_3$  catalysts were affected by temperature and pressure. In low range of concentration, the activity of  $\text{Ni/La}_2\text{O}_3$  is more than  $\text{LaNiO}_3$ . So it is recommended to use  $\text{LaNiO}_3$  catalyst in the feed entering section of the catalyst bed where reactants concentration is higher and  $\text{Ni/La}_2\text{O}_3$  in the outlet section of catalyst bed of reactor that has a lower reactants concentration.

#### References

- [1] J.R.H. Ross, A.N.J. van Keulen, M.E.S. Hegarty, K. Seshan, Catal. Today 30 (1996) 193.
- [2] K. Tomishige, Y.G. Chen, K. Fujimoto, J. Catal. 181 (1999) 91.
- [3] L. Bedel, A.-C. Roger, J.-L. Rehspringer, Y. Zimmermann, A. Kiennemann, J. Catal. 235 (2005) 279.
- [4] M.E. Dry, Catal. Today 71 (2002) 227.
- [5] M.C.J. Bradford, M.A. Vannice, Catal. Rev. 41 (1999) 1.
- [6] H.S. Bengaard, J. Catal. 209 (2002) 365.
- [7] T. Horiuchi, K. Sakuma, T. Fukui, Y. Kubo, T. Osaki, T. Mori, Appl. Catal. 144 (1996) 111.
- [8] Z. Zhang, X.E. Verykios, Appl. Catal. 138 (1996) 109.
- [9] V.A. Tsipouriari, X.E. Verykios, Catal. Today 64 (2001) 83.
- [10] X.E. Verykios, Int. J. Hydrogen Energy 28 (2003) 1045.
- [11] A. Slagtern, Y. Schuurman, C. Leclercq, X. Verykios, C. Mirodatosy, J. Catal. 172 (1997) 118.
- [12] T. Borowiecky, Appl. Catal. 10 (1984) 273.
- [13] M.R. Goldwasser, M.E. Rivas, E. Pietri, M.J. Perez-Zurita, M.L. Cubeiro, L. Ginguembre, L. Leclercq, G. Leclercq, Appl. Catal. 255 (2003) 45.
- [14] G.S. Gallego, F. Mondragon, J. Barrault, J.-M. Tatibouet, C. Batiot-Dupeyrat, Appl. Catal. 311 (2006) 164.
- [15] G. Valderrama, A. Kiennemann, M.R. Goldwasser, Catal. Today 133–135 (2008) 142.
- [16] J.F. Munera, S. Irusta, L.M. Cornaglia, E.L. Lombardo, D.V. Cesar, M. Schmal, J. Catal. 245 (2007) 25.
- [17] C. Batiot-Dupeyrat, G. Valderrama, A. Meneses, F. Martinez, J. Barrault, J.M. Tatibouet, Appl. Catal. 248 (2003) 143.
- [18] V.A. Tsipouriari, X.E. Verykios, J. Catal. 187 (1999) 85.
- [19] A.N. Shirsat, M. Ali, K.N.G. Kaimal, S.R. Bharadwaj, D. Das, Thermochim. Acta 399 (2003) 167.